






# OPTION MURAUTO

The operation of the high and low movable sleepers is carried out by means of an electric motor which allows the locking and the instant unlocking of the panels constituting the movable wall. This system can be integrated into **STYLIST®**, **SILENCE®** and **LUFV1ÈRE®** movable walls...

It replaces the manual locking and unlocking of the panels.



|   |                   |  |
|---|-------------------|--|
|  | Transmission loss | Rw 50-51-54-55-59 dB /<br>Ra 46-49-52-53-59 dB           |
|  | Max height        | jusqu'à 12 000 mm selon modèle                           |
|  | Panel width       | to your specifications<br>depending on the finish        |
|  | Thickness         | 119 à 151 mm   |
|  | Reaction to fire  | Partition combination in accordance<br>with article AM14 |

Battery backup in case of electrical failure








# OPTION CURVED WALL

Because it pushes the limits of the technique, the Curved wall is the moving wall of those who challenge the limits of creativity. An unparalleled innovation for conference rooms, reception halls, amphitheatres ... of unique design.

The very expression of aesthetics.

Option compatible only on **STYLIST** range with **murato** option

|   |                   |                                 |
|---|-------------------|---------------------------------|
|  | Transmission loss | Rw 50-54-55 dB / Ra 46-52-53 dB |
|  | Max height        | 3 000 mm                        |
|  | panel width       | To your specifications          |
|  | Thickness         | 119 mm                          |
|  | Reaction to fire  | Norme AM14                      |

