

SKYFOLD



OBJECTIVE

Skyfold auto-retracting partitions are fully automated, moving effortlessly and silently with a single turn of a key into a cavity in the ceiling, requiring no other storage space. Rooms can thus be reconfigured in just a few minutes, with no manual intervention, which also helps to extend the system's lifetime.

Ultra-modern design, simple operation, manufactured to order:
the high-tech solution to organising your space.

CONCEPT

Skyfold Classic is a custom manufactured, completely automatic, rigid, flat and retractable acoustic wall partitioning.

As it is stored in the ceiling, the partition is totally invisible when it has been lifted.

SOUND REDUCTION

Skyfold Classic provides an exceptional STC (Sound Transmission Class) acousticing of 51, while remaining extremely lightweight (37 to 39 kg/m² for Classic version Classic and from 27 to 29 kg/m² for Eclipse version).

EASY TO MOVE AND SILENT

A simple turnkey operation retracts the partition quickly and effortlessly into the ceiling cavity. No manual intervention is ever needed, making it exceptionally durable.

QUICK TO INSTALL







Skyfold is locked in place by the panel pressing down on the floor. The joints are retracted when the panels move up and down, thereby avoiding any friction against the walls. Skyfold wall joints are internal, eliminating unsightly floor and wall tracks.

FACE FINISH

Skyfold Custom Powerlift Partitions come in a variety of finishes, including vinyl, glass, fabric, stainless steel, wood veneer, tapestry, murals, and more).

FIRE PERFORMANCE RATING

B-s2, d0 for the Skyfold Classic model. The Skyfold components were designed in accordance with current fire reaction classification regulations*.

	Average Weight: 35 kg/m ²
	Max. height under the framework: 10 600 mm
	Max. width: no limit
	Min. width: 3 050 mm
	Moving speed: 3 m/min
	Energy: three-phase wiring 380V/50Hz

Size of superior storage space:
 - Depth: from 600 to 1 200 mm
 - Width: 1 300 mm

* French safety regulations for fire and panic risks in public buildings - article AM14). (see pages 40 to 42.)

MIRAGE

Motorised system of interior glass acoustic partitions.
 This partition with its modular design comprises a series of sealed glass panels; Built-in infrared security system.
 Finishing: the structure can withstand material thicknesses up to 4.1 cm (1.625po); glass, plexiglas, Lexan® products, bulletproof glass, frosted glass, alveolar plastic and others.

MIRAGE XT

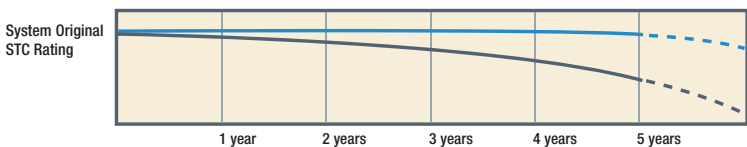
Motorised system of exterior glass acoustic partitions.
 Soundproof wall made of reflective, thermal glass, enabling energy saving in all seasons.
 Also available in opaque glass and other finishes.

ECLIPSE

Automated, auto-retracting partition system, made to order from flat, rigid panels.
 Weighing between 24 and 29kg per m², this product is much lighter than most common systems, making it ideal for large areas: gymnasium, airport, etc.
 Finishing: stainless steel, textile, melamine, wood veneer and painted surface.

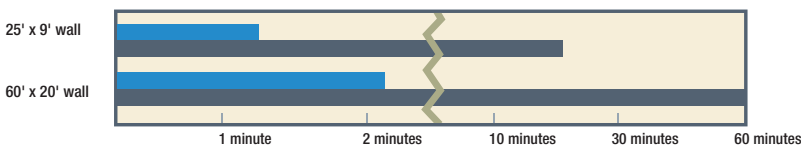


Acoustic performance of Skyfold walls as compared to conventional operable walls



Skyfold Regular operable wall

Skyfold deployment time required compared to conventional operable walls



Skyfold Regular operable wall

End seals (enlarged)

