






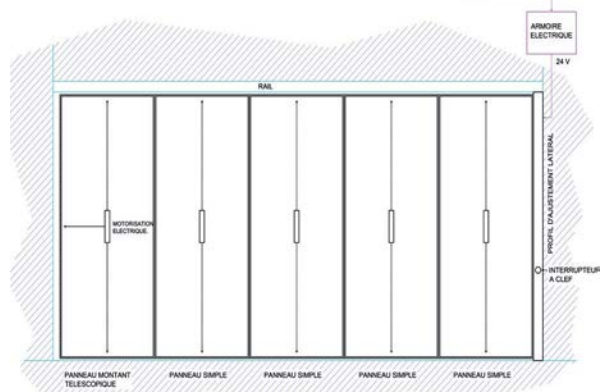
# OPTION MURAUTO

The operation of the high and low removable handle is carried out by an electric motor which allows the instantaneous locking or unlocking of the panels constituting the Movable Wall. This system can be integrate to our Movable Walls CLASSIC®, STYLIST®, SILENCE® and LUMÈRE®...

It replaces the manual locking and unlocking of the panels.



	Acoustic Reduction	Rw 50-51-54-55-59 dB / Ra 46-49-52-53-59 dB
	Panel MAX Height	until 12 000 mm depending on model
	Panel MAX Width	Custom made according to finishing
	Thickness	119 to 151 mm
	Fire Reaction	Standard AM14








# OPTION CURVED WALL

Pushing back technical limits, the CURVED WALL is the natural choice of Movable Wall for all of whom creativity has no bounds. An unrivalled innovation for use in congress halls, reception rooms, amphitheaters...

A unique design that is simply beautiful.



	Acoustic Reduction	Rw50-54-55dB/Ra46-52-53dB
	Panel MAX Height	3 000 mm
	Panel Max Widht	Custom made according to finishing
	Thicknes	119 to 151 mm
	Fire Reaction	Standard AM14

